

Neat Board Pro

NF-K1



neat.

User manual

Neat Board Pro

Video conferencing device



Neat Board Pro transforms your meeting space experience by packing powerful technology and pioneering capabilities into an elegant, all-in-one design.

It's the ideal solution for delivering audio, video and collaborative tools in meeting spaces of various sizes, making it a versatile choice for your business needs.

Fully managed through Neat Pulse, Neat Board Pro comprises a touch screen, an active marker, a camera, a microphone, speakers and environmental sensors.

Neat Board Pro is designed to work seamlessly as a standalone device or as a companion to other primary Neat systems. It can also be easily integrated with Neat Pad controllers and scheduling displays for a complete meeting space solution.

Neat Active Marker

Neat Board Pro includes a pressure-sensitive active marker that enables a natural handwriting experience.

It has a tail-end eraser and magnetically attaches to the bottom of Neat Board Pro. A long-lasting replaceable AAA battery powers Neat Active Marker.



Risk of fire or explosion if you put the wrong battery in. Only use consumer-grade, non-rechargeable carbon-zinc or alkaline AAA batteries.

Simple setup

Neat Board Pro includes everything you need to get started, a Neat Active Marker, cables and a table stand.

In the box:

Neat Board Pro with table stand
Ethernet cable: 16.4 feet (5 meters)
Power cord: 9.9 feet (3 meters)
Neat Active Marker

Adaptive stand (optional)



Adaptive mount or wall mount (optional)



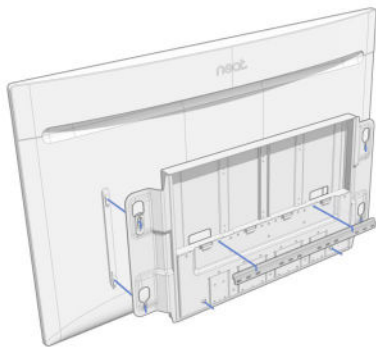
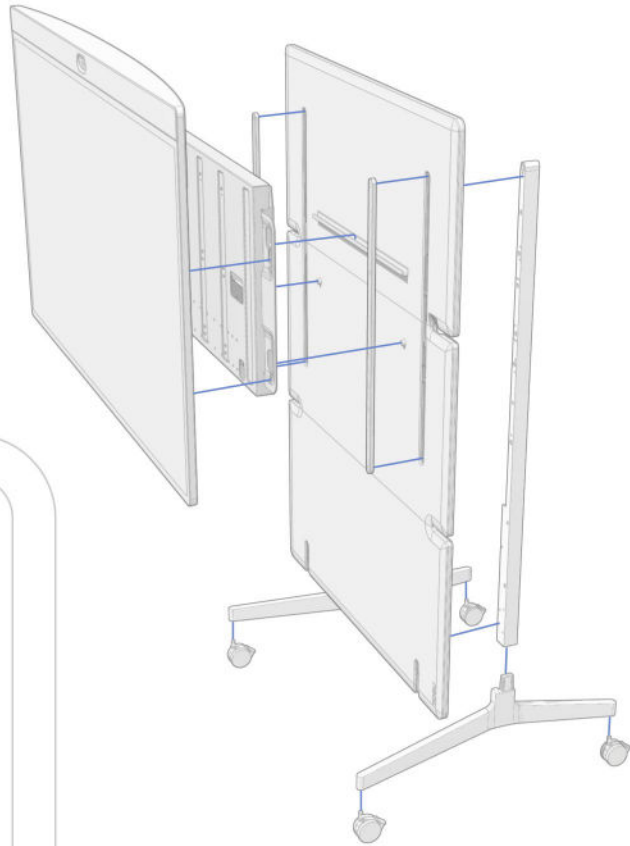
Table stand (included)



Mounting options

Adaptive stand (optional) Height-adjustable

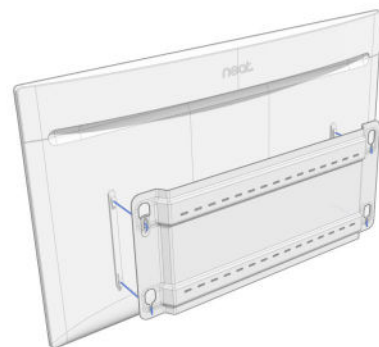
2 x M6 screw: 0.39 inches (10 mm)
18 x M5 screw: 0.47 inches (12 mm)
Power cord: 14.8 feet (4.5 meters)
4 x wheels



Adaptive mount (optional) Height-adjustable



Table stand (included)

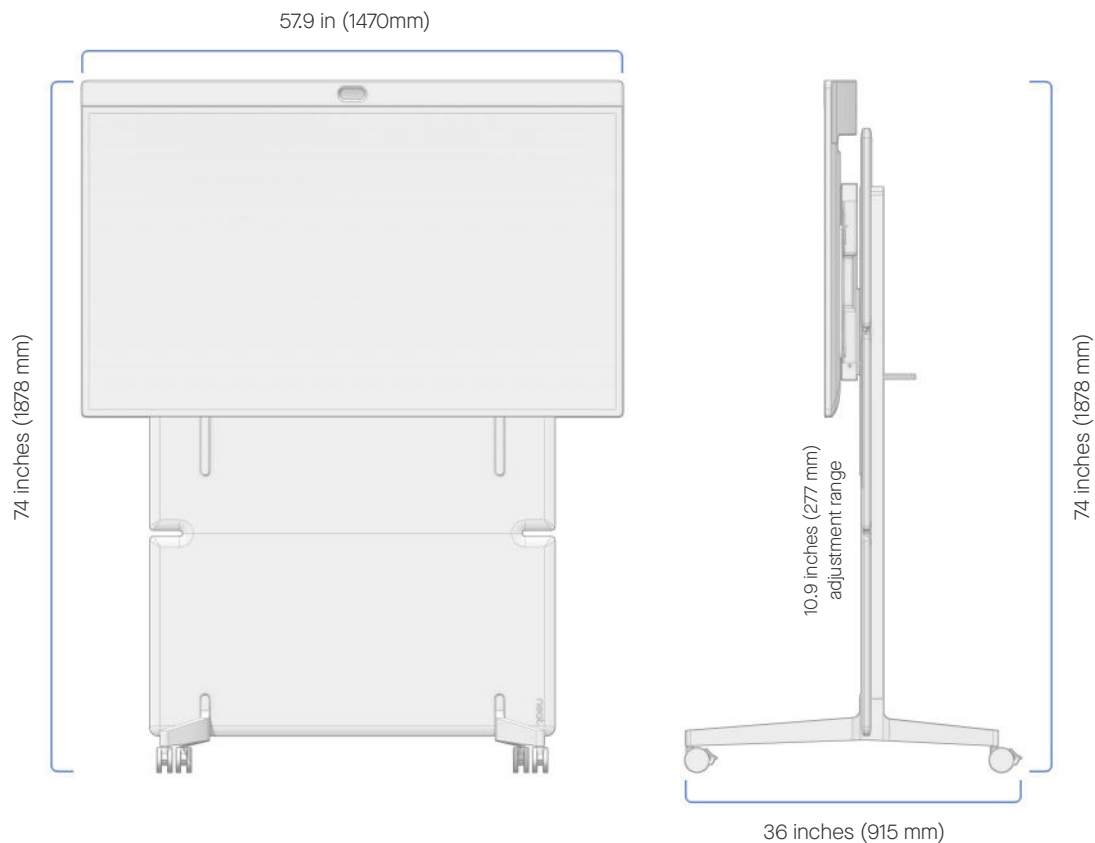


Wall mount (optional) VESA compatible



Screws for mounting to the wall are not included. Mounting on a wall should only be performed by qualified personnel in line with applicable facility and state regulations. The wall and the mounting equipment must safely withstand the product load.

Size and weight



Neat Board Pro with adaptive stand

Width: 57.9 inches (1470 mm)
Height min: 68.9 inches (1750 mm)
Height max: 74 inches (1878 mm)
Depth: 36 inches (915 mm)

Weight: 194 pounds (88 kg)
Net weight of adaptive stand:
100.3 pounds (45.5 kg)



Max shelf support weight:
11 pounds (5 kg)



Only use the Neat Board Pro
adaptive stand with a Neat NF-K1
video conferencing device. Usage
with other equipment may result in
instability and cause injury.

Size and weight

Neat Board Pro with table stand

Width: 57.9 inches (1470 mm)
Height: 37.2 inches (945 mm)
Depth: 12.7 inches (322 mm)

Weight: 96,6 pounds (43.8 kg)
Net weight of table stand:
2.8 pounds (1.24 kg)



Neat Board Pro with wall mount

Width: 57.9 inches (1470 mm)
Height: 36 inches (915 mm)
Depth: 3.6 inches (91 mm)

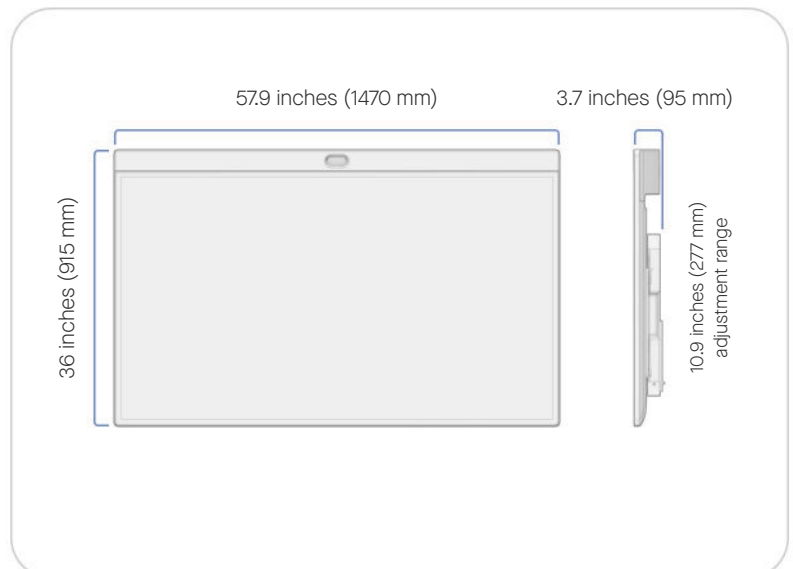
Weight: 100,3 pounds (50 kg)
Net weight of wall mount:
16.6 pounds (7.5 kg)



Neat Board Pro with adaptive mount

Width: 57.9 inches (1470 mm)
Height: 36 inches (915 mm)
Depth: 3.7 inches (95 mm)

Weight: 131.2 pounds (59.5 kg)
Net weight of adaptive mount:
37.3 pounds (16.9 kg)



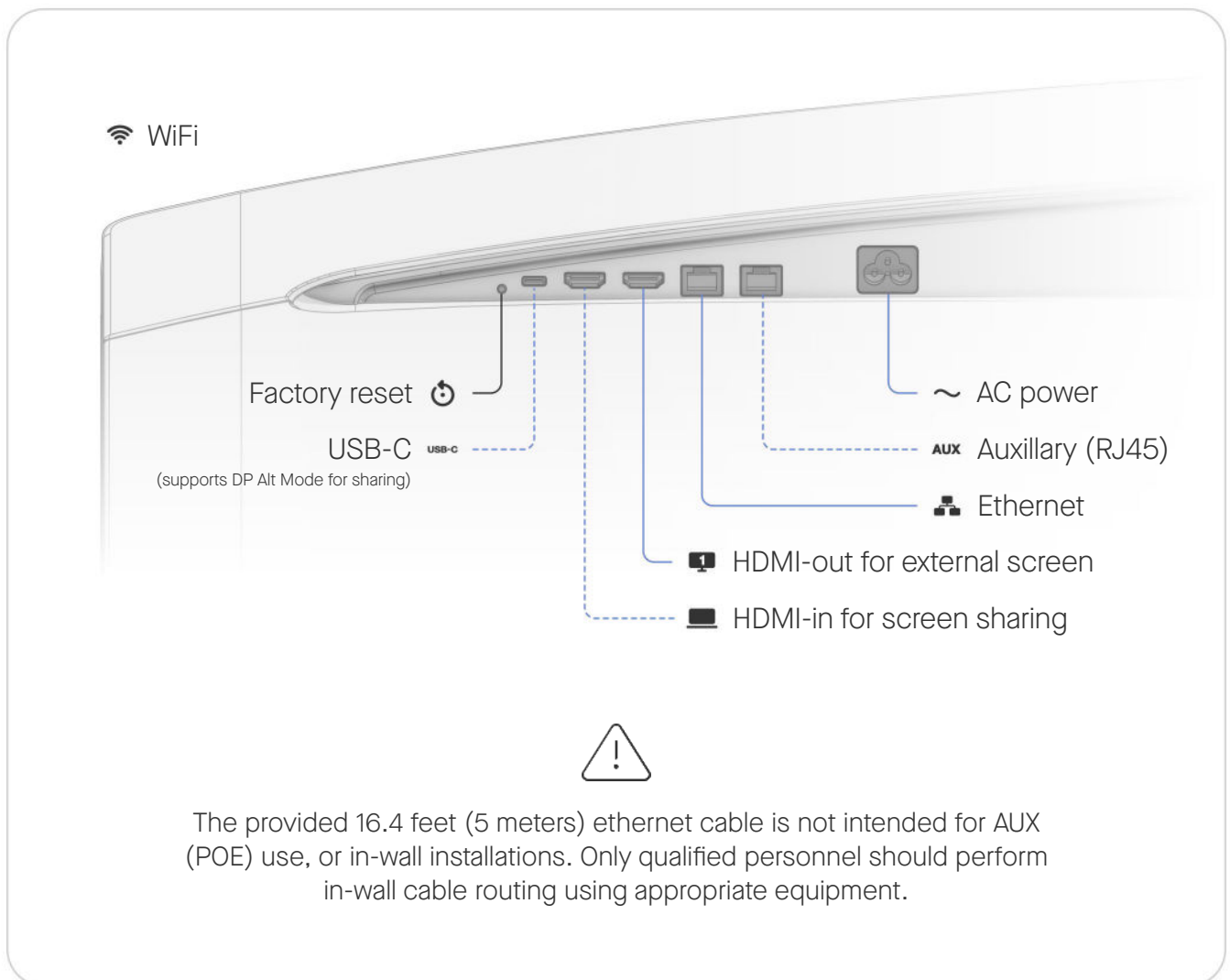
Setup and connectivity

Setup

Use the provided cables to set up the system. Connect the cables according to the illustration. Cables marked — are included. Cables marked - - - - are optional and not required for the system's basic use.

Requirements for a complete setup

Internet connection
Video service



Environmental requirements

Ambient operating temperature:

32° to 95° F / 0° - 35° C

Storage temperature: -4° - 140° F / -20° - 60° C

Relative humidity: 10% to 90%

Additional product information

<https://neat.no/board-pro>